

INDUSTRIAL CATALOGUE



PRINCE PIPES AND FITTINGS LIMITED
Mfg. & Exporters of UPVC, CPVC, PPR & HDPE Pipes, Fittings & Valves

Corporate Office:

The Ruby, 8th Floor, 29, Senapati Bapat Marg (Tulsi Pipe Road),
Dadar (W), Mumbai - 400028, Maharashtra, India.
F: 022-6602 2220 | E: info@princepipes.com

Branch Offices:

Ahmedabad: 079-269 34013 | **Chennai:** 044-2616 1899 | **Delhi:** 011-4157 9511
Kolkata: +91 75848 08313 | **Pune:** 020-2553 7339

Toll Free: 1800 267 7555

Please Call between 10 am to 6 pm

www.princepipes.com

Follow us on:    

Disclaimer: All information contained in this manual is given in good faith and believed to be accurate and reliable. No responsibility can be accepted for any error, omissions or incorrect assumptions. Any specification can change without prior notice. All the images are shown for representation purposes only.



Years old. Years ahead.

Established in 1987 with the aim to provide India with Integrated Plastic Piping Systems, PRINCE PIPES AND FITTINGS LTD. has today over 30 years of expertise in manufacturing polymer pipes and around 20 years in fittings. Following stringent quality control measures, we offer end-to-end solutions using four different kinds of polymers: UPVC, CPVC, PPR and HDPE. Currently, we have a wide product range of 7500+ SKUs developed in our 7 state-of-the-art manufacturing units with one coming up soon in Telangana. Today, our products are used for varied applications in sectors like plumbing, irrigation, underground drainage and sewage disposal. Not only that, our prime focus on industrial solutions has today made us the undisputed leader in PP-R, the future of piping industry. All this and a strong dealer network that enables us to service customers across the length and breadth of India. Committed to deliver innovations that pave the way for the future, our journey continues...

Vision

To be an acknowledged leader in the Indian plastic piping industry by exceeding customer expectations and maximizing bottom line for all our stake holders.

Mission

To bring a revolution in plastic piping industry through innovative solutions which would create a profitable growth and benefit our customers & the society at large.



Index

Greenfit PP-R Industrial Piping Systems	04	Corfit Underground Double Wall Corrugated Pipes	16
Blue Greenfit PP-R Pneumatic Piping Systems	08	Aquafit Pressure & Non Pressure PVC Pipes & Fittings	18
FlowGuard Plus CPVC Piping Systems	10	Rainfit Roofwater Systems	20
Easyfit UPVC Piping Systems	12	Easyfit iN Industrial Piping Systems	22
Foamfit Underground Drainage Piping Systems	14	Cablefit Cable Ducting Pipes	24

Manufacturing Units

State-of-the-art manufacturing units
producing piping systems

Athal
(Silvassa) Year of Est. 1995



Dadra
(Silvassa) Year of Est. 2000



Kolhapur
(Maharashtra)
Year of Est. 2012



Jaipur
(Rajasthan) Year of Est. 2019



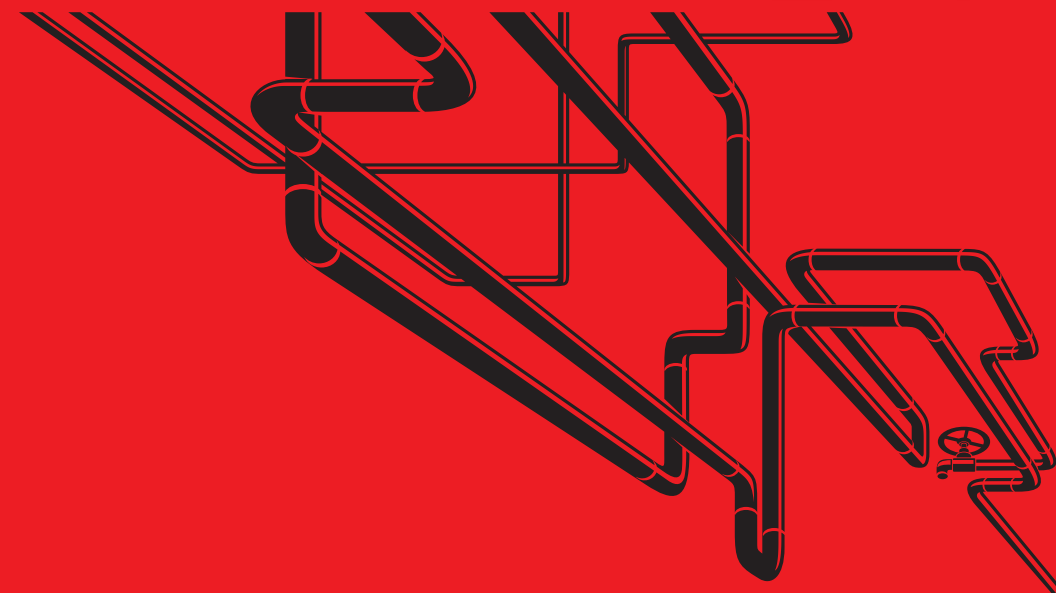

Haridwar
(Uttarakhand) Year of Est. 2008



Chennai
(Tamil Nadu)
Year of Est. 2012



Sangareddy
(Telangana)





INDUSTRIAL PIPING FOR ALL YOUR NEEDS



GREENFIT®
PP-R Industrial Piping Systems



Used in manufacturing of the pipes & fittings

Pipes as per IS 15801
Fittings as per DIN 16962

Overview

Greenfit PP-R (Polypropylene Random Copolymer) is superior piping solution with temperature handling capacity from -20°C to 95°C. This is coupled with excellent chemical resistant properties which handles all the major aggressive chemicals in the industry. We use imported virgin raw material in manufacturing of Greenfit PPR. Ensuring long term hydrostatic pressure resistance and heat/ chemical stability (MRS 12.5 Mpa, CRS 3.3 Mpa).

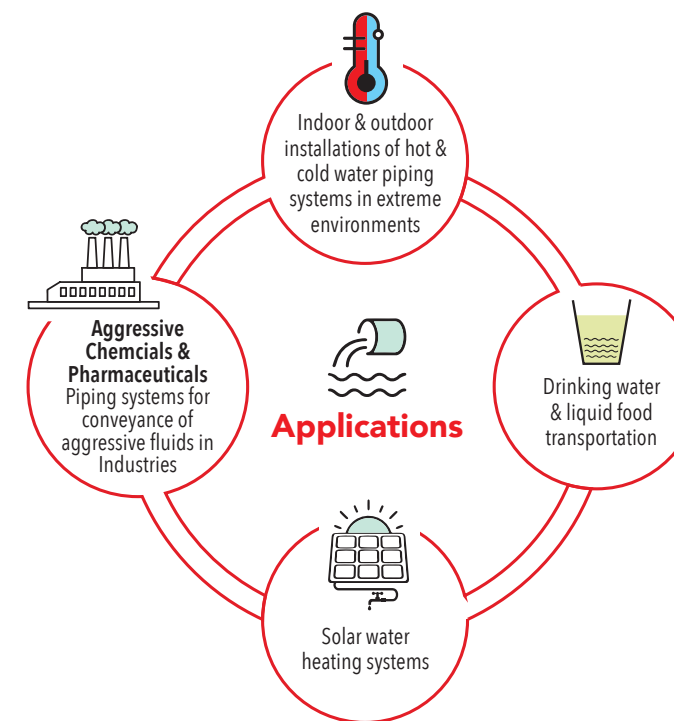
Product range

• **Pipes:** 20 to 160 mm Single layer & Triple layer • **Fittings:** 20 to 160 mm • **Coil:** 20 to 32 mm

Standards

Pipes				
Size (mm)	Working Pressure (Kg/cm ²)	Standard	Colour	End Connection
20 - 160	10, 16 & 20	IS: 15801	Single layer pipes - Green Triple layer pipe - Outer layer in Green Inner layer in White Thermax - Green	Heat fusion welding joint

Fittings				
Size (mm)	Working Pressure (Kg/cm ²)	Standard	Colour	End Connection
20 - 160	20 & 25	DIN: 16962	Green	<ul style="list-style-type: none"> • Socket ends suitable for fusion welding • For transition joints, fittings with threaded metal inserts



Features and benefits

- Proven hot & cold water performance from -20°C to 95°C
- No rust, corrosion. Can withstand higher 'pH' values
- UV resistant triple layered pipes are suitable for outdoor installations that are exposed to direct sunlight
- Good chemical resistance - suitable for most industrial liquids (contact Prince Pipes for chemical chart)
- Heat-fusion jointing results in homogenous plastic system ensuring leak-proof joints
- Very less coefficient of friction, ensures high flow and reduce pumping cost
- Antimicrobial inside layer of 3 layered pipe adds to safety against bacterial growth ensuring safe drinking water
- Specially formulated thermax pipes reduce linear expansion / contraction of pipes due to temperature variance, ensuring suitability for outdoor application

Application note: Insulation is necessary at Hyphenate Sub Zero Temperature.

Dimensions

Nominal Size (Outside Diameter)	Wall Thickness		
	SDR 11 (PN 10)	SDR 7.4 (PN 16)	SDR 6 (PN 20)
(mm)	(mm)	(mm)	(mm)
20	1.90	2.80	3.40
25	2.30	3.50	4.20
32	2.90	4.40	5.40
40	3.70	5.50	6.70
50	4.60	6.90	8.30
63	5.80	8.60	10.50
75	6.80	10.30	12.50
90	8.20	12.30	15.00
110	10.00	15.10	18.30
160	14.60	21.90	26.60

Greenfit PP-R Technical Specifications

Physical properties

Property	Test method	Units	Value
Density, at 27°C	IS 12235 (Part 14)	Kg/m ³	900-910
Melt Flow Rate at 230°C/2.16 kg	IS 13360 Part 4/Sec 1	g/10 min	<0.25

Thermal properties

Property	Test method	Units	Value
Thermal Conductivity	DIN 52612	W/m K	0-24
Specific Heat, at 23°C	Calorimeter	KJ/kg.K	2
Coefficient of Linear Expansion	DIN 53752	mm/M°C	1.5 X 10 ⁻⁴
VICAT Softening Temperature	ISO 306	°C	132
Melting Temperature Range	ISO 3146	°C	140-150

Mechanical properties

Property	Test method	Units	Value	
Tensile Stress at Yield (50mm/ minute)	ISO 527-1, 2	MPa	24	
Tensile Strain at Yield (50mm/ minute)	ISO 527-1, 2	%	>50	
Tensile Modulus (secant)	ISO 527-1, 2	MPa	850	
Flexural Modulus	ASTM D 790	MPa	850	
Tear Strength	ISO 527	MPa	40	
Elongation at Tear	ISO 527	%	800	
Shore D Hardness	DIN 53 505	-	65	
Pipe Friction Factor	-	-	0.007	
CHARPY Impact Strength	23°C	ISO179/ IeA	KJ/ m ²	22
	0°C	ISO179/ IeA	KJ/ m ²	4
	-30°C	ISO179/ IeA	KJ/ m ²	2.5

Electrical properties

Property	Test method	Units	Value
Di electric Constant	DIN 53483	-	2.3
Volume Resistivity	DIN 53482	Ohm-cm	> 1 x 10 ¹⁶
Di Electric Strength	DIN 53481	KV / mm	≥ 20

Joining Methods

Process:

- Fusion Welding

Cutting

- Cut the pipe at a right angle to its axis using burr-free cutter
- Ensure that the pipe is free from burrs or cutting chips
- Clean the pipe & fitting perfectly before welding
- Mark welding depth at the end of pipe



Heating

- Mount the suitable dies on the heating element of the welded machine according to the diameter of pipe and fitting to be welded
- Connect the welding machine to 220 volts A.C. power supply
- Select 260°C temperature on the welding machine thermostat
- Wait until the required working temperature is reached
- Insert the pipe and the fitting in the dies by exerting light pressure

Welding

- After heating, quickly insert the pipe into the fitting by exerting light pressure.
- Any misalignment should be corrected immediately after insertion to avoid any stress in the weld.
- Allow the joint to cool as per the cooling time given in table.



Recommended Time for GREENFIT® PP-R Fusion Joints

Pipe Dia (mm)	Welding Depth (mm)	Heating Time (Sec)	Welding Time (Sec)	Cooling Time (Min)
20	14.50	6	4	2
25	16.00	7	4	2
32	18.00	8	6	4
40	20.50	12	6	4
50	23.50	18	6	4
63	27.50	24	8	6
75	30.00	30	8	6
90	33.00	40	8	6
110	37.00	50	10	8
160	55.00	60	15	10



SOLUTION FOR COMPRESSED AIR APPLICATIONS



BLUE GREENFIT®
PP-R Pneumatic Piping Systems

Pipes as per
IS 15801

Fittings as per
DIN 16962

Overview

Compressed air, one of the major sources of industrial energy is being used increasingly in manufacturing and process industries. Modern process equipment, pneumatic controls and instruments need clean and uncontaminated air supply for their smooth functioning. In the past few decades, development of more advanced-design compressors and ancillary equipments was heavily felt. So, what we need is a new-age solution for compressed air and vacuum lines. The Blue Greenfit Industrial Piping systems are made of Polypropylene Random Copolymer (PPRC or commonly known as PP-R material) which can withstand temperatures from -20°C to 95°C. Blue Greenfit is at par with global industry standards and is ideal for pneumatic applications.

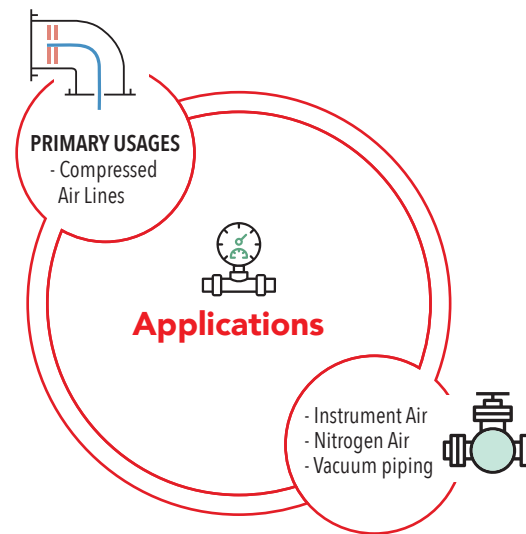
Product range

• **Pipes:** 20 to 160 mm as per PN 10 & PN 16 PN 20 • **Fittings:** 20 to 160 mm as per PN 20 & PN25

Standards

Pipes				
Size (mm)	Working Pressure (Kg/cm ²)	Standard	Colour	End Connection
20 - 160	10, 16 & 20	IS: 15801	Triple layer pipe - Outer layer in Blue Inner layer in White	Heat fusion welding joint

Fittings				
Size (mm)	Working Pressure (Kg/cm ²)	Standard	Colour	End Connection
20 - 160	20 & 25	DIN:16962	Blue	Socket ends suitable for poly-fusion welding. For transition joints, fittings with threaded metal inserts.



Features and benefits

- Can withstand operating temperatures from -20°C to 95°C
- UV resistant triple layered pipes are suitable for outdoor installations that are exposed to direct sunlight
- Heat-fusion jointing results in homogenous plastic system ensuring leak-proof joints
- These joints are better than the conventional metal and aluminium joints
- Smooth inner surface, ensuring least friction for the flowing air
- Negligible creation of moisture leading to corrosion free pipes
- Low thermal conductivity

Dimensions

Nominal Size (Outside Diameter)	Wall Thickness		
	SDR 11 (PN 10)	SDR 7.4 (PN 16)	SDR 6 (PN 20)
(mm)	(mm)	(mm)	(mm)
20	1.90	2.80	3.40
25	2.30	3.50	4.20
32	2.90	4.40	5.40
40	3.70	5.50	6.70
50	4.60	6.90	8.30
63	5.80	8.60	10.50
75	6.80	10.30	12.50
90	8.20	12.30	15.00
110	10.00	15.10	18.30
160	14.60	21.90	26.60



FLOWGUARD PLUS
CPVC PLUMBING SYSTEMS™

50 YEARS
TRUSTED AROUND THE WORLD

WORLD'S NO.1* CPVC



pw-G-dwv-sw
U.P. Code

For Copper Tube Size
CPVC thru 2" Dia.
(50 mm) Interference Fit



Pipes as per
IS: 15778



(SDR 11 & 13.5)
ASTM F 441 (SCH 40 & 80)

Fittings as per:
ASTM D 2846 (SDR 11)
ASTM F 438 (SCH 40)
ASTM F 439 (SCH 80)

*FlowGuard CPVC is No.1 based on the length of pipes installed.

Overview

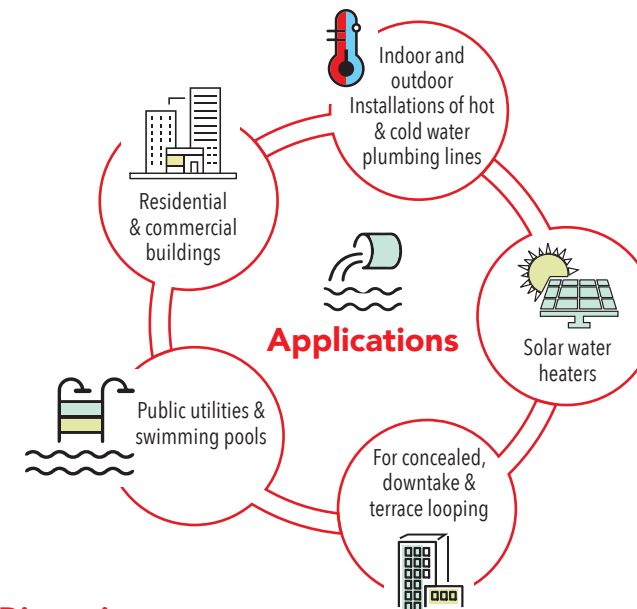
Invented in 1959, used all over the world, established as a trusted product and now brought to you by Prince Pipes, FlowGuard Plus CPVC plumbing systems are built to last for generations. Designed for a service life of 50 years, these CPVC pipes and fittings can withstand temperatures up to 93°C and are ideal for hot and cold water applications. FlowGuard Plus advantage means low bacterial growth and therefore, safe and hygienic water. It is fire retardant and does not support combustion. Moreover, it has high tensile strength, 25% better pressure bearing capacity and unparalleled UV resistance.

Product range

• **Pipes:** 15 to 250mm (1/2 to 10 inch) • **Fittings:** 15 to 150mm (1/2 to 6 inch)

Standards

Pipes				Fittings			
Size (mm)	Class	Standard	End Connection	Size (mm)	Class	Standard	End Connection
15 to 50	SDR 11	IS 15778	Solvent Cement Joint	15 to 50	SDR 11	ASTM D 2846	• Solvent Cement Sockets Joint. • For transition joints, fittings with plastic threads & metal threaded inserts.
15 to 50	SDR 13.5	IS 15778		65 to 100	SCH 80	ASTM F 439	
65 to 250	SCH - 40	ASTM F 441		150	SCH 40	ASTM F 438	
65 to 250	SCH - 80	ASTM F 441		-	-	-	



Features and benefits

- Lubrizol's NSF/ANSI 14 certified TEMPRITE® 88619 TAN 311 & TEMPRITE® 88096 TAN 311 CPVC compounds respectively
- Suitable for use up to 93°C
- High tensile and impact strength
- Freedom from toxicity, odours and tastes
- Low thermal expansion
- UV resistant
- 25% Higher pressure bearing capacity at higher temperatures
- Consistent product quality
- Peace of mind assured
- Fire retardant
- No corrosion, leakage, scaling and pitting
- Lowest bacterial growth

Dimensions

Nominal Bore	Outside Diameter	SDR-11						SDR-13.5			
		Wall Thickness		Working Pressure		Wall Thickness		Working Pressure			
		Min	Max	Min	Max	At 27°C	At 82°C	Min	Max	At 27°C	At 82°C
(mm)	(inch)	(mm)	(mm)	(mm)	(mm)	(Kg/cm ²)	(Kg/cm ²)	(mm)	(mm)	(Kg/cm ²)	(Kg/cm ²)
15	1/2	15.80	16.00	1.70#	2.20#	28.14	6.93	1.40#	1.90#	22.22	5.60
20	3/4	22.10	22.30	2.00	2.50	28.14	6.93	1.70	2.20	22.22	5.60
25	1	28.50	28.70	2.60	3.10	28.14	6.93	2.10	2.60	22.22	5.60
32	1 ¼	34.80	35.00	3.20	3.70	28.14	6.93	2.60	3.10	22.22	5.60
40	1 ½	41.20	41.40	3.80	4.30	28.14	6.93	3.10	3.60	22.22	5.60
50	2	53.90	54.10	4.90	5.50	28.14	6.93	4.00	4.60	22.22	5.60

Nominal Bore	Outside Diameter	Schedule 40				Schedule 80				
		Wall Thickness		Working Pressure		Wall Thickness		Working Pressure		
		Min	Max	At 23°C	At 82°C	Min	Max	At 23°C	At 82°C	
(mm)	(inch)	(mm)	(mm)	(Kg/cm ²)	(Kg/cm ²)	(mm)	(mm)	(Kg/cm ²)	(Kg/cm ²)	
65	2 ½	73.00 (+/- 0.18)	5.16	5.77	21.10	5.30	7.01	7.85	29.57	7.34
80	3	88.90 (+/- 0.20)	5.49	6.15	18.25	4.58	7.62	8.53	26.00	6.32
100	4	114.30 (+/- 0.23)	6.02	6.73	15.49	3.87	8.56	9.58	22.53	5.60
150	6	168.30 (+/- 0.28)	7.11	7.97	12.64	3.16	10.97	12.29	19.68	4.89
200	8	219.10 (+/- 0.38)	8.18	9.17	11.21	2.85	12.70	14.22	17.54	4.18
250	10	273.10 (+/- 0.38)	9.27	10.39	9.89	2.44	15.06	16.86	16.21	3.87

FlowGuard Plus CPVC has 25% higher pressure bearing capacity at higher temperatures

Note: • Dimensions with '#' are not a function of SDR • Fittings are suitable for corresponding pipe pressure ratings



HEALTHY PROCESSES NEED SUPPLY OF CLEAN WATER



Pipes as per:
ASTM D 1785 (SCH 40)
ASTM D 1785 (SCH 80)

Fittings as per:
ASTM D 2467 (SCH 40)
ASTM D 2466 (SCH 80)

EASYFIT®
UPVC Piping Systems

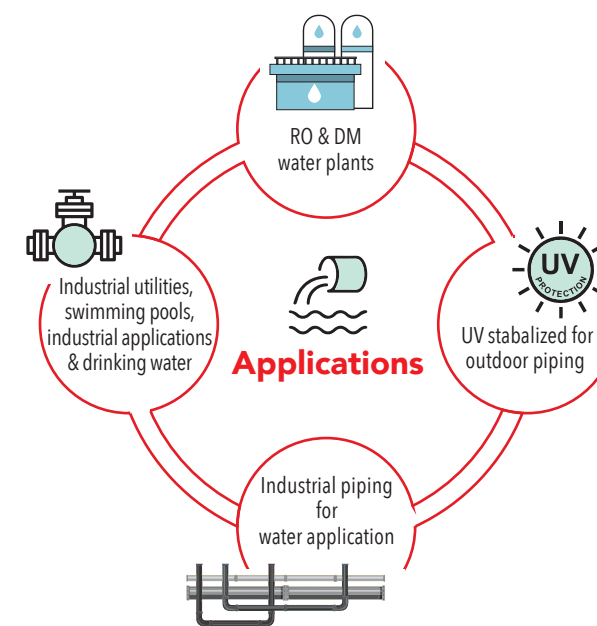
*except brass fittings

Product range

• Pipes: 1/2 to 10 inch • Fittings: 1/2 to 6 inch

Standards

Pipes				Fittings			
Size (Inch)	Class	Standard	End Connection	Size (Inch)	Class	Standard	End Connection
1/2 - 10	SCH - 40	ASTM D - 1785	Solvent Cement Joint and Threaded Joint	1/2 - 6	SCH - 40	ASTM D 2466	<ul style="list-style-type: none"> Solvent Cement Socket Joint. For transition joints, fittings with plastic threads & metal threaded inserts are available.
1/2 - 10	SCH - 80	ASTM D - 1785		1/2 - 4	SCH - 80	ASTM D 2467	



Features and benefits

- Proven performance for water temperature from 5°C to 60°C
- Lead-free material ensures safe drinking water
- Self-extinguishing. Does not support combustion
- Fast and easy installation. Saves labour
- UV stabilised

Dimensions

Dimensional & working pressure details for Easyfit UPVC Pipes (Solvent Weld) at 23°C

Working pressure details for Easyfit UPVC Fittings (Solvent Weld) at 23°C

Nominal Bore	Outside Diameter	Sch-40		Sch-80	
		Wall Thickness	Working Pressure	Wall Thickness	Working Pressure
(Inch)	(mm)	(mm)	(Kg/cm ²)	(mm)	(Kg/cm ²)
1/2	15	2.77 + 0.51	42.40	3.73 + 0.51	59.75
3/4	20	2.87 + 0.51	33.75	3.91 + 0.51	48.50
1	25	3.38 + 0.51	31.60	4.55 + 0.53	44.25
1 ¼	32	3.56 + 0.51	26.00	4.85 + 0.58	36.60
1 ½	40	3.68 + 0.51	23.25	5.08 + 0.61	33.00
2	50	3.91 + 0.51	19.65	5.54 + 0.66	28.10
2 ½	65	5.16 + 0.61	21.10	7.01 + 0.84	29.55
3	80	5.49 + 0.66	18.25	7.62 + 0.91	26.00
4	100	6.02 + 0.71	15.50	8.56 + 1.02	22.50
6	150	7.11 + 0.86	12.60	10.97 + 1.32	19.65
8	200	8.18 + 0.99	11.20	12.70 + 1.52	17.50
10	250	9.27 + 1.12	9.90	15.06 + 1.80	16.20

Nominal Bore	Sch-40	Sch-80	
			Working Pressure
(Inch)	(mm)	(Kg/cm ²)	(Kg/cm ²)
1/2	15	25.30	35.85
3/4	20	20.25	29.10
1	25	18.95	26.55
1 ¼	32	15.60	21.95
1 ½	40	13.95	19.80
2	50	11.75	16.85
2 ½	65	--	17.70
3	80	--	15.60
4	100	--	13.50
6	150	7.50	--

Working pressure for Metal Insert Fittings is 15Kg/cm²

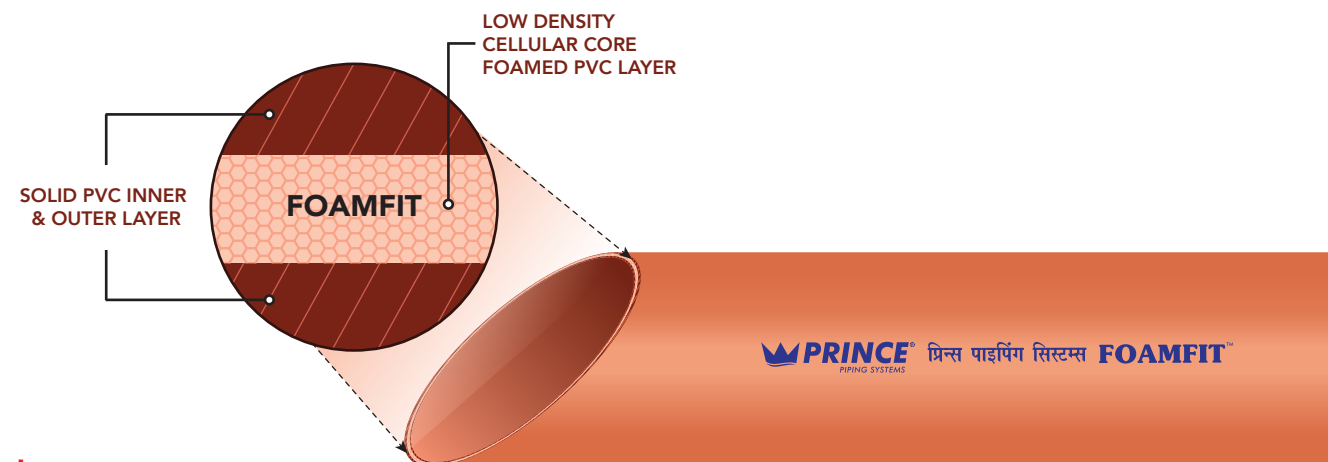
Note: • For threaded pipes & fittings, the working pressure at 23°C shall be considered as 50% of rating

• Pressure rating of UPVC pipes & fittings is temperature related. Derating factor shall be applied for applications at higher temperatures



Overview

An advanced drainage and sewerage solution, these multi-layer pipes are ideal for industrial projects. While the outer and innermost layers give the pipe a great load bearing capacity, the middle layer provides firmness to the overall pipe structure. In short, better strength with a lighter weight as compared to solid wall PVC pipes.



Product range

- Pipes: 110, 160, 200, 250, 315 mm
- Fittings: 110 & 160 mm

Standards

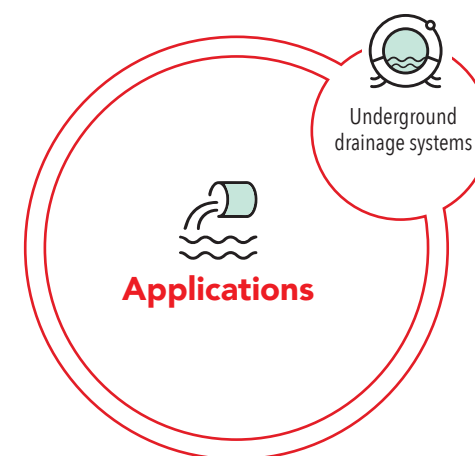
Pipes			Fittings	
Size (mm)	Standard	End Connection	Size (mm)	End Connection
SN 2 - 160, 200, 250, 315	IS 16098 (part 1)	Elastomeric Sealing Ring Joint & Solvent Joint	110 & 160	Elastomeric Sealing Ring Joint & Solvent Joint
SN 4 - 110, 160, 200, 250, 315				
SN 8 - 110, 160, 200, 250, 315				

LIGHTWEIGHT SOLUTION FOR LONG LASTING GRAVITY DRAINAGE APPLICATION



Pipes as per IS 16098-1

FOAMFIT®
Underground Drainage Piping Systems




Features and benefits

- Lighter than solid wall UPVC pipe yet strong
- Easy for underground installations
- Available in long length of 6 meter so minimum joints ensuring less chances of leakage
- Compatible with other drainage & sewerage products
- Long life due to improved strength
- Cost saving
- Easy to install
- Anti rodent

Dimensions

Nominal Size (Outside Diameter)	Mean Outside Diameter		Wall Thickness					
			SN2 (SDR 51)		SN4 (SDR 41)		SN8 (SDR 34)	
	Minimum	Maximum	Minimum	Maximum	Minimum	Maximum	Minimum	Maximum
(mm)	(mm)	(mm)	(mm)	(mm)	(mm)	(mm)	(mm)	(mm)
110	110.00	110.40	-	-	2.80	3.30	3.20	3.70
160	160.00	160.50	3.20	3.70	4.00	4.60	4.70	5.40
200	200.00	200.60	3.90	4.50	4.90	5.60	5.90	6.70
250	250.00	250.80	4.90	5.60	6.20	7.00	7.30	8.30
315	315.00	316.00	6.20	7.00	7.70	8.70	9.20	10.40



**A REVOLUTION TODAY FOR
A CLEANER INDIA TOMORROW**



Pipes as per
IS 16098-2



CORFIT®
Underground Double Wall
Corrugated Pipes

Overview

Corfit DWC* Pipes and fittings are manufactured using HDPE polymer. These pipes are resistant to various types of gases & chemicals which are generated due to putrefaction of various ingredients flowing in the system.

Corfit DWC* Pipes are manufactured as per IS 16098 (Part-2), have a smooth internal surface and corrugated external surface. The corrugated external surface provides greater stiffness, withstands soil movements & takes higher loads (static & dynamic), whereas the internal surface helps in smooth flow of sewerage.

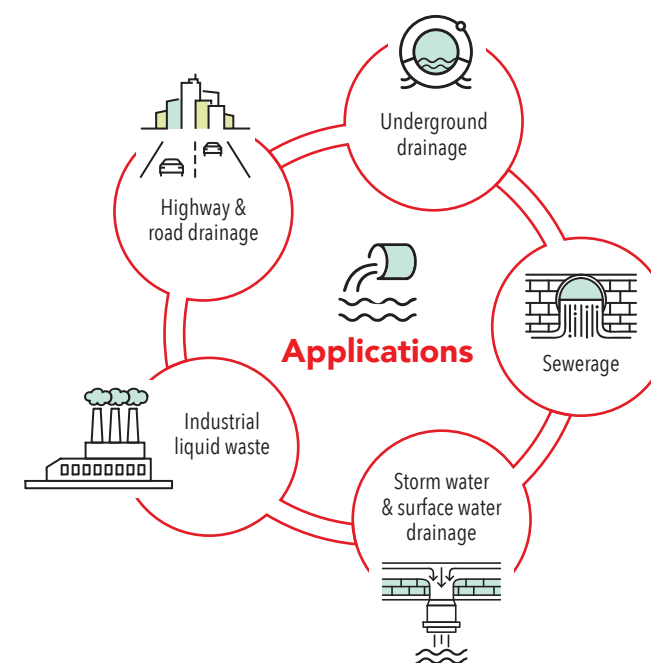
Product range

Pipes: 100 to 1000 mm nominal diameter

Fittings: 100 to 500 mm

Standards

Pipes				Fittings		
Size (mm)	Class	Standard	End Connection	Size (mm)	Standard	End Connection
100 to 1000	SN4 & SN8	IS 16098 - Part 2	Rubber Ring Joint	100 to 500	-	Rubber Ring Joint



Features and benefits

- Easy to handle, transport and store
- Easy to install
- Superior performance than RCC Pipes
- Long life
- Available in long length of 6 meter so minimum joints ensuring less chances of leakage
- Corrosion & abrasion resistant
- Anti-rodent material

Dimensions

Nominal Pipe Diamters (mm)	Socket Length (min) (mm)
100	32
150	43
170	48
200	54
250	59
300	64
400	74
500	85
600	96
800	118
1000	140

*DWC - Double Wall Corrugated



**GREAT DISPOSAL POWER
WHEN YOU WANT TO DRAIN IT FAR**



Pipes as per
IS 4985



Fittings as per
IS 7834

AQUAFIT®
Pressure & Non Pressure
PVC Pipes & Fittings

*except brass fittings

Overview

Pressure & Non-Pressure Pipes are manufactured in accordance with IS:4985 covering a complete range from 20 mm to 400 mm. They are available in pressure rating 2.5 Kg/cm², 4 Kg/cm², 6 Kg/cm², 8 Kg/cm², 10 Kg/cm² & 12.5 Kg/cm² as defined in IS:4985. The pipes are provided with plain socket and suitable for solvent cement jointing.

Their main application is for water supply, as well as for drinking water distribution. However, these can also be used in cable ducting, ventilation pipe lines & slurry lines etc.

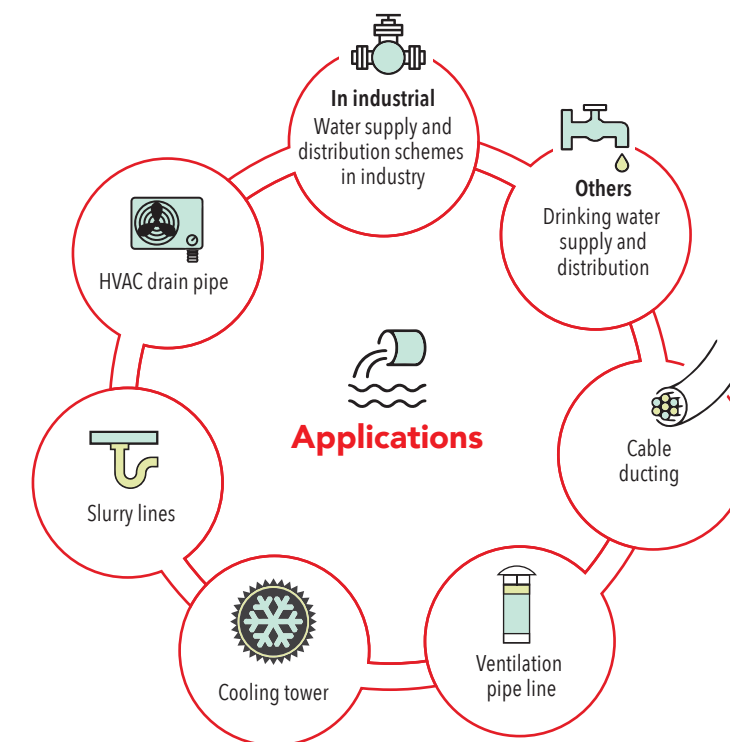
They are available in light grey colour and nominal length of 6 mtrs.

Product range

• **Pipes:** 20 to 400 mm • **Fittings:** 20 to 250 mm

Standards

Pipes				Fittings			
Size (mm)	Working Pressure (Kg/cm ²)	Standard	End Connection	Size (mm)	Working Pressure (Kg/cm ²)	Standard	End Connection
20 to 400	2.5, 4.0, 6.0, 8.0, 10.0 & 12.5	IS 4985	Solvent Joint	20 to 250	4, 6, 10 & 16	IS 7834	Solvent Joint, Threads (For transition fittings)



Features and benefits

- Light weight, easy to transport, store, handle and install. Saves labour
- Smooth bore ensures higher flow compared to G.I pipes and fittings of the same size. No clogging. Saves operational cost
- Solvent cement joint therefore quick installation
- Corrosion resistance, UPVC is rustproof material therefore bore diameter remains constant, ensuring constant flow over a lifetime
- Long working life (if operated under normal/ recommended working conditions)
- Cost effective. Added value for your money



GREAT PRODUCTION IS ALSO ABOUT CONSERVATION



RAINFIT[®]
Roofwater Systems

Overview

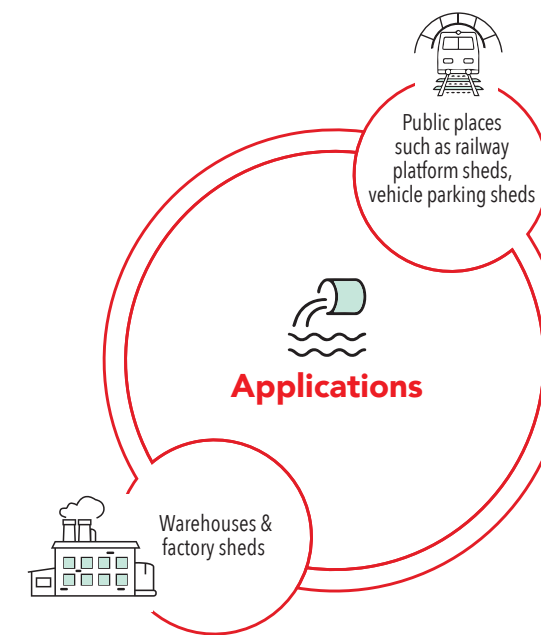
Rainfit Roofwater Systems are broadly used for collection and conveyance of rainwater. These specifically include storage in tanks and pits, recharging borewells, shafts; and augmenting the underground water table through a proper mechanism to percolate soil.

Product range

- **Pipes:**
Half Round Pipes (uPVC) - 140, 180, 250 mm
Downtake Pipes (uPVC) - 75, 110, 160 mm
- **Fittings: (PP)**
75, 110, 140, 160, 180, 250 mm

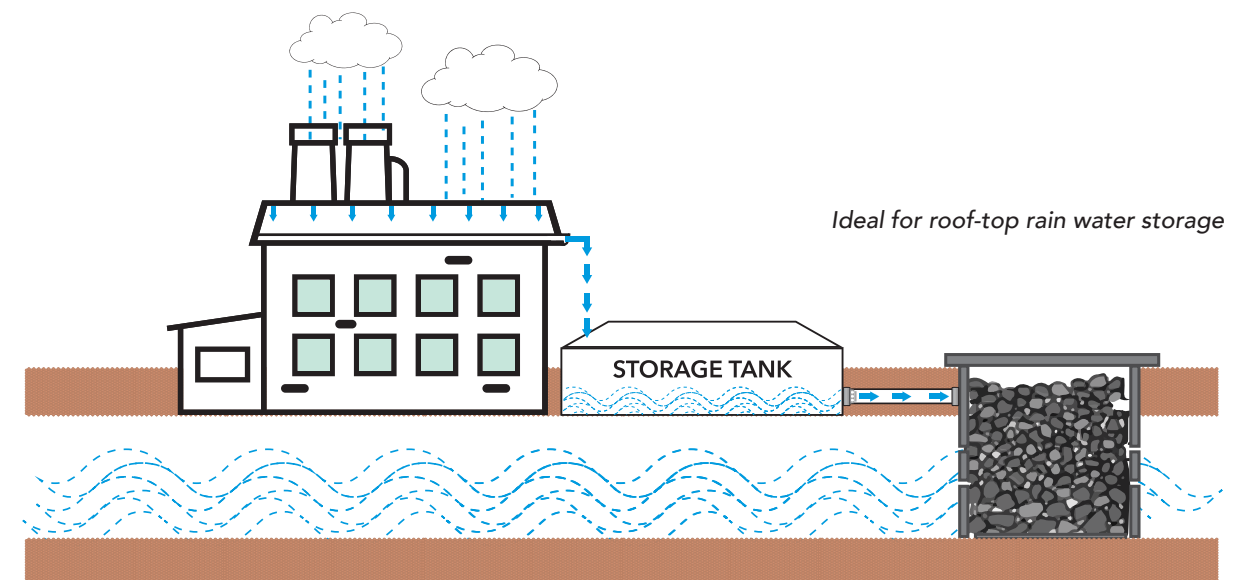
Standards

Pipes		Fittings	
Size (mm)	End Connection	Size (mm)	End Connection
Half Round Pipes - 140, 180, 250 Downtake Pipes - 75, 110, 160	<ul style="list-style-type: none"> • Elastomeric rubber seal with clamps for halfround pipes • Solvent Joint & Rubber ring Joint for Down take pipes 	75, 110, 140, 160, 180, 250	Elastomeric rubber seal with clamps



Features and benefits

- Advanced system design ensures effective collection of roof water and efficient discharge
- Highly mechanical. Can withstand aggressive environment
- Light weight, easy to handle, store and transport
- Easy to install saves cost
- Long service life
- UV stabilized - can be installed in areas directly exposed to sunlight
- Smooth and aesthetic appearance gives it an attractive look





DURABLE WITH HIGH TENSILE AND IMPACT STRENGTH



EASYFIT[®] iN
INDUSTRIAL PIPING SYSTEMS

Overview

Easyfit iN PVC solvent joint Industrial Piping System makes its pressure bearing capacity twice than that of the threaded pipe, Easyfit iN PVC pipes & fittings exhibit the well-known physical characteristics and other benefits of conventional PVC piping such as good chemical and corrosion resistance, low thermal conductivity, high strength-to-weight ratio, good impact resistance and ease of installation. Also, this piping system is lead-free and the PVC material used conforms to ASTM Cell Classification 12454-B of ASTM D1784.

Product range

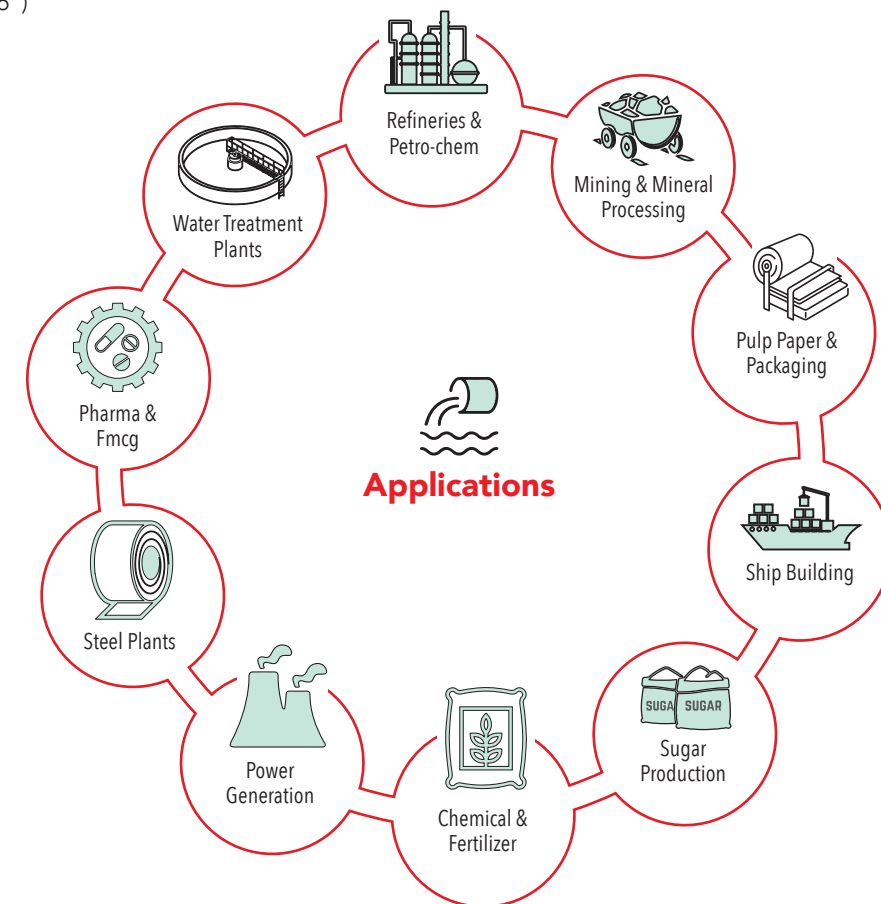
Easyfit iN Lead Free Industrial Piping System available from 15mm (1/2") to 250mm (10") with wide range of fittings, transition fittings, valves and specially designed brass inserted fittings to suit any design criteria.

• Pipes:

15mm (1/2") to 250mm (10")

• Fittings:

15mm (1/2") to 150mm (6")



Features and benefits

- Mostly in the intermediate temperature range between 20°C and 60°C, EASYFIT-iN Industrial uPVC piping finds its ideal application in industrial and water supplies, assuring optimal performance in terms of mechanical resistance, good rigidity, low coefficients of thermal expansion and optimal safety factors in service.
- EASYFIT-iN has lower friction factor compared to metal & other materials, and since they do not rust, pit, scale or corrode, the interior walls remain smooth in virtually any service giving high flow rate.
- U-PVC resins are generally inert to most chemicals, acids- alkalis, aliphatic-paraffinic hydrocarbons and saline solutions. Further it is totally compatible for the handling of treated and untreated drinking water, as well as demineralized water.
- EASYFIT-iN handles most industrial fluids with best strength to weight ratio at lower material cost. Couple this with easy to store, cut, transport & jointing this all reduces significantly on the labor & transportation costs.
- EASYFIT-iN piping does not support combustion & has low flame propagation than alternate polymers. Further it has self-extinguishing nature with low toxic emissions & smoke generation.
- uPVC material has low electrical conductivity in comparison with metals that are most conductive. EASYFIT-iN pipes thereby makes the Industrial Piping System safe when working with electrical tools or equipment's.
- EASYFIT-iN has better resilience against Photo-degradation; Oxidation & Creep Stress in-contrast to metal that faces heavy degeneration over short course of time. As the Interior & exterior surface of uPVC pipes do not weaken because of these effects we get years, of maintenance free service & extended lifetime.
- EASYFIT Industrial Piping System can be used in sunlight exposed conditions. Applying a standard grade of exterior latex paint (water base) Which will protect the system adequately.
- EASYFIT-iN pipes are non-toxic and lead free which makes them a safe material for potable water.



**PROTECT THE CABLES THAT
POWER YOUR PROJECT**

CABLEFIT™
CABLE DUCTING PIPES

Pipes as per
IS 16205-24




Overview

Infrastructure in India is seeing new avenues on daily basis. With multiple innovations happening across sectors and wiring being involved in almost all sectors, cable ducting becomes an essential investment in protecting wires across applications.

Introducing PRINCE CABLEFIT, made from High Density Polyethylene (HDPE) which provides long-term strength, chemical resistance and prevention of stress cracks. Its unique double-walled construction makes it light-weight, gives excellent mechanical properties like high ring stiffness and better impact strength. The smooth inner wall facilitates easy insertion of ducts and cables.

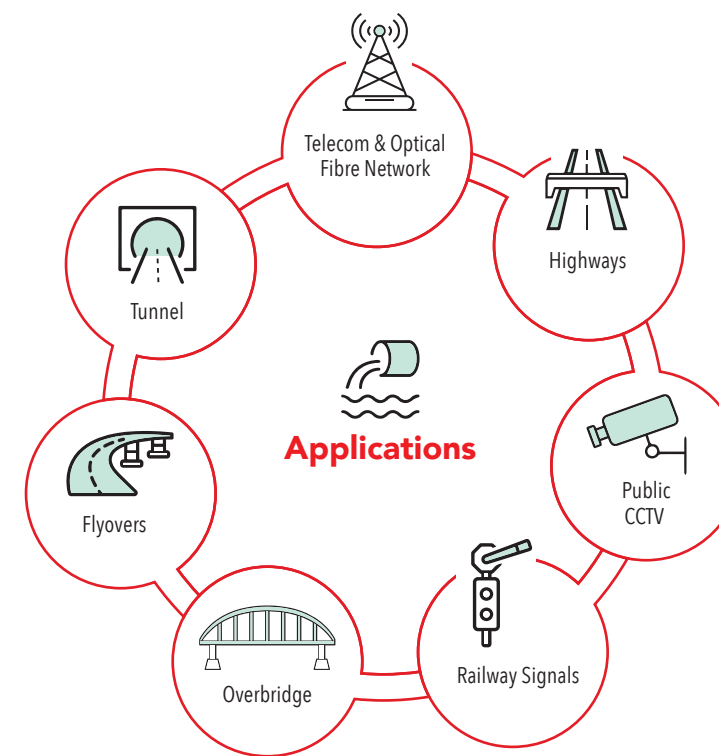
These pipes are manufactured using ultra-modern hi-tech machines which results in excellent finished product. It is manufactured as per standard IS 16205 – Part 24. Prince Cablefit is available in class 450N and 750N.

Product range

- **Pipes (OD):** 50 mm, 63 mm, 75 mm, 90 mm, 110 mm, 120 mm, 160 mm.
- **Fittings:** 50 mm, 63 mm, 75 mm, 90 mm.
 - Standard length of pipes is 6 m for sizes 90 mm - 160 mm.
 - For sizes 50 mm, 63 mm & 75 mm, it will be available in coil of 100 m.

Joining Method:

Coupler (with or without rubber ring)



Features and Benefits

- Light-weight makes it easy to assemble and transport
- Smooth internal surface makes it easy to pull cables through the pipe
- Optimum mechanical and physical properties
- Tough outer surface makes it easy to resist high impacts
- Low-maintenance and long-lasting
- Built-in space capacity for future expansion
- Reduces cable over cable damage

Fittings



Coupler



Elbow



Tee